

Power for detecting the presence of set size differences in the contralateral delay activity

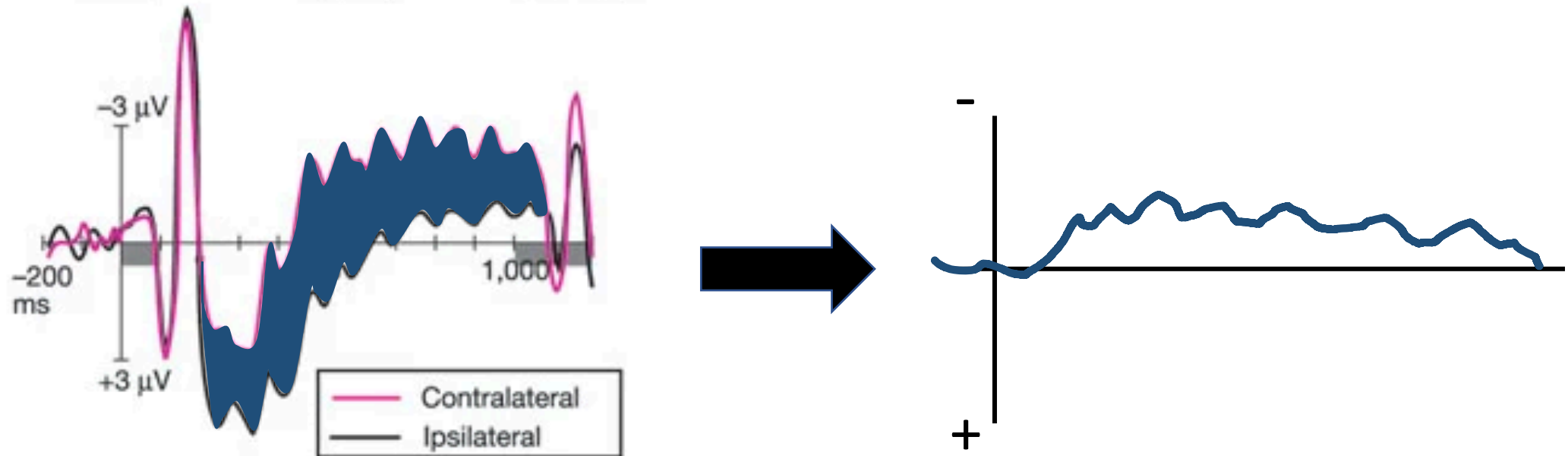
William Ngiam, Kirsten Adam, Colin Quirk, Edward Vogel, Edward Awh



Generative art by Danielle Navarro - <https://art.djnavarro.net>

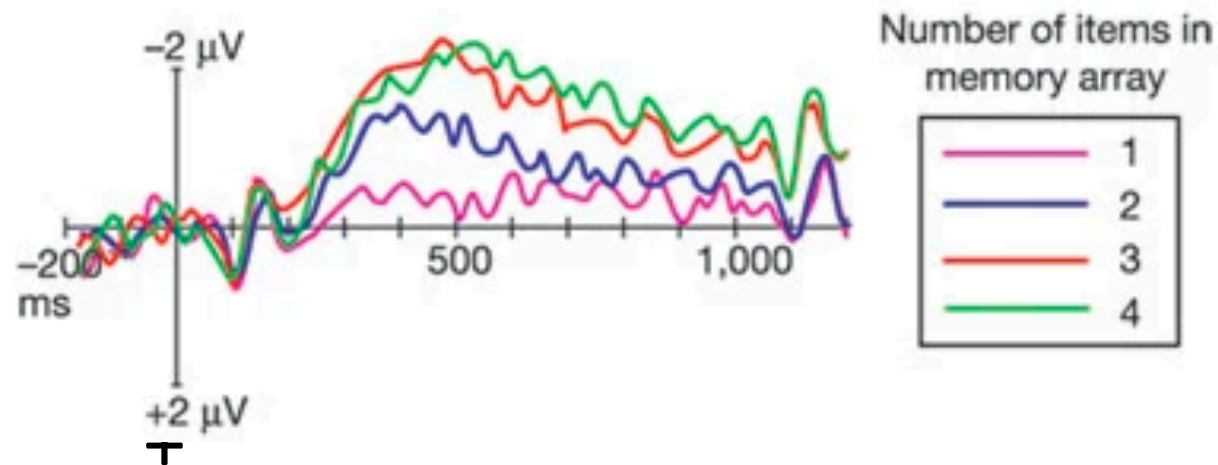
Contralateral Delay Activity (CDA)

- An event-related potential (ERP) measured during the retention period of a bilateral change-detection task
 - Sustained negativity over the contralateral hemisphere
 - Across posterior and occipital electrodes
 - Mean amplitude of difference wave between contralateral and ipsilateral electrodes



Contralateral Delay Activity (CDA)

- Closely tracks the memory load
 - Increases in amplitude with increasing set-size, plateauing at a typical VWM capacity of 3-4 items



Contralateral Delay Activity (CDA)

- Useful tool in advancing research on visual working memory
 - Filtering efficiency and attention
 - Binding and grouping
 - Complexity and resolution
 - Visual search
 - Multiple object tracking
 - Rapid-serial visual presentation
- For a review: Luria, Balaban, Awh, & Vogel (2016). *Neuroscience & Biobehavioral Reviews*, 62, 100-108.



What is power?

- The probability of detecting an effect given the effect exists
 - $p(\text{significant}|\text{effect})$
- As scientists, we want to maximize the positive predictive value - the probability that a positive (significant) finding is due to a true effect and not a false positive
 - $p(\text{effect}|\text{significant})$
- The positive predictive value is maximized by increasing our statistical power
 - A potential reproducibility crisis in science due to a high prevalence of false positives



Why we need to care about power

- It's important that experimenters are sufficiently powered to detect the effect of interest
 - Researchers consume precious time and resources in conducting the experiment
 - A false negative (due to lack of power) can mean:
 - A slowing of scientific progress as the negative results cannot be reliably interpreted
 - Left in a file drawer as the result is a null effect
 - And we have missed out on knowing the effect exists!
- Increasing statistical power improves the reliability of the findings
 - Estimated median statistical power is between 8 and 31% due to typically small sample sizes in neuroscience (Button et al., 2013)
- Estimating the number of subjects and trials needed is useful!
 - Enables pre-registration of sample sizes and study design
 - Evaluate whether the experiment is feasible



Estimating power to measure the CDA

- What number of subjects and number of trials is required to be sufficiently powered to detect:
 - The presence/absence of the CDA
 - Set-size differences in the CDA



Datasets

- Unsworth et al. (2015) *JoCN* dataset
 - Color working memory task with set size 2 and 6
 - 171 participants – very large EEG dataset
 - 139 participants had at least 170 clean trials in both set size conditions
- Hakim et al. (2019) *PsychSci* dataset
 - Color working memory task with set size 2 and 4
 - 31 participants with at least 220 clean trials in both set size conditions

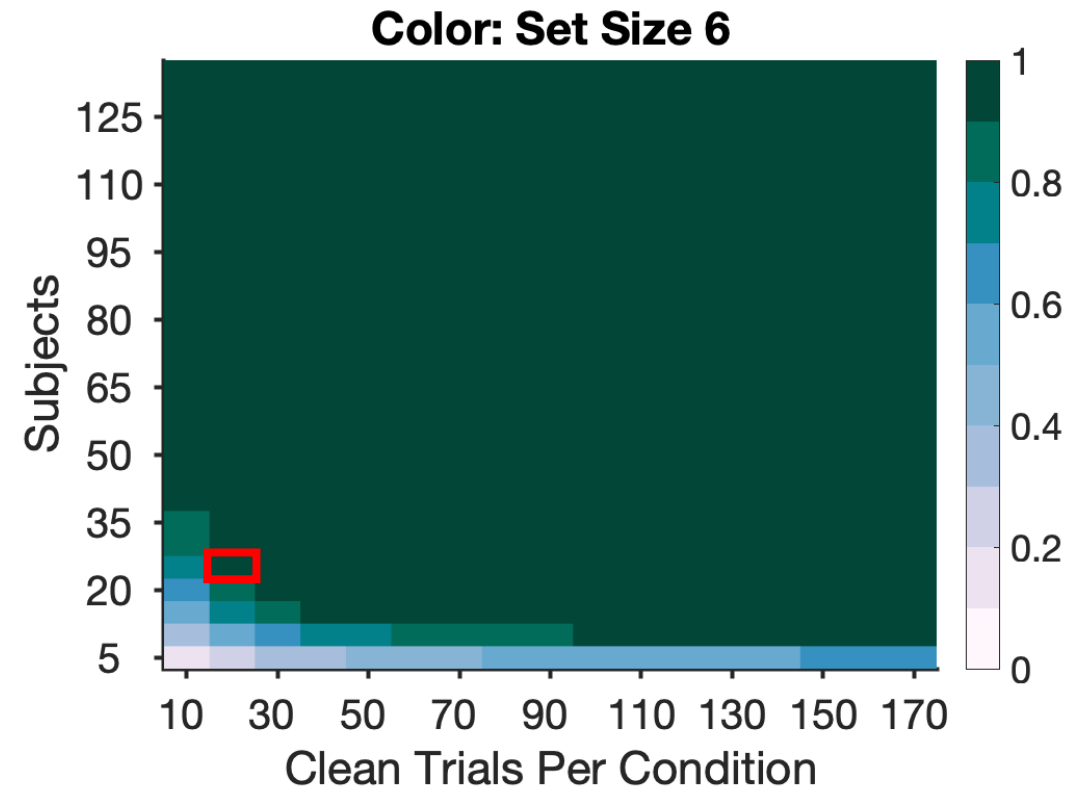
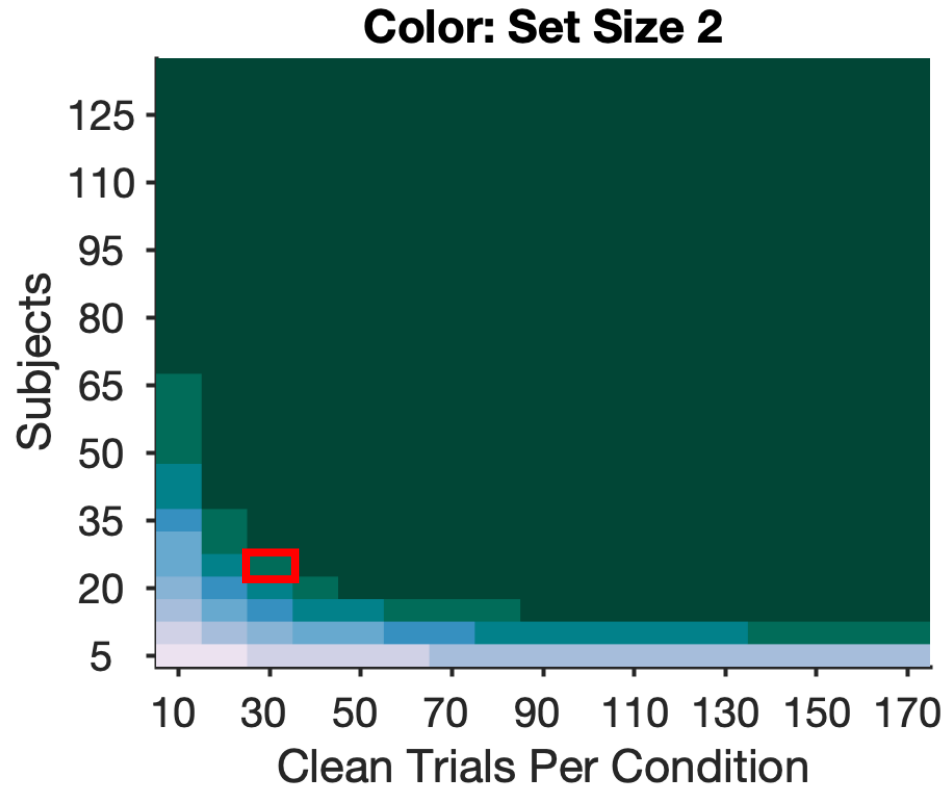


Subsampling analysis

- Randomly sampled a given number of trials from a given number of randomly sampled subjects
 - Conducted a statistical test on the subsampled data
 - 10,000 iterations of each combination of number of trials and subjects
 - Estimate power with the proportion of iterations that produced significant tests



Power to detect the presence of CDA

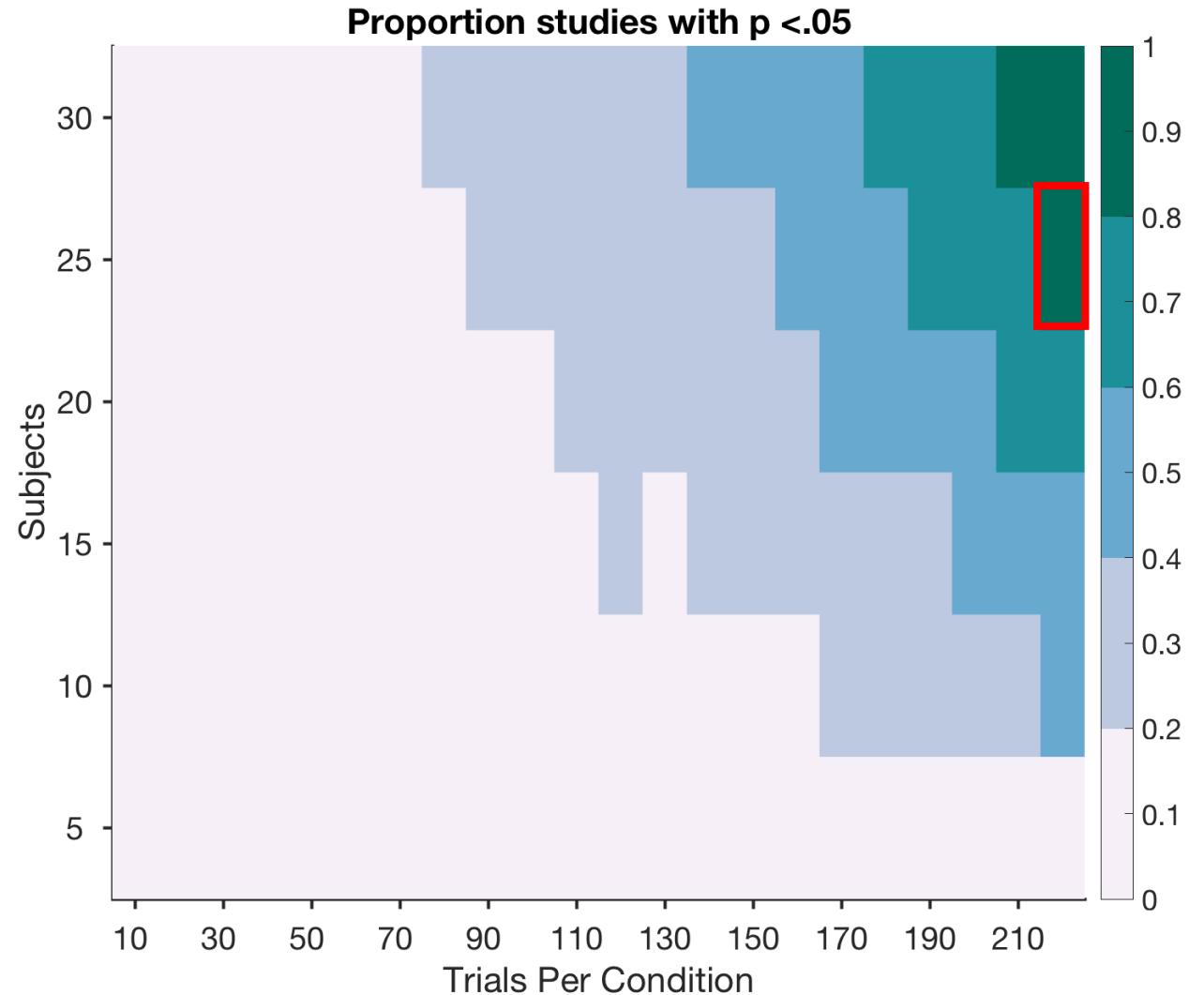


- For $n = 25$
 - 30 trials required for at least 80% power in set size 2
 - 20 trials required for at least 80% power in set size 6



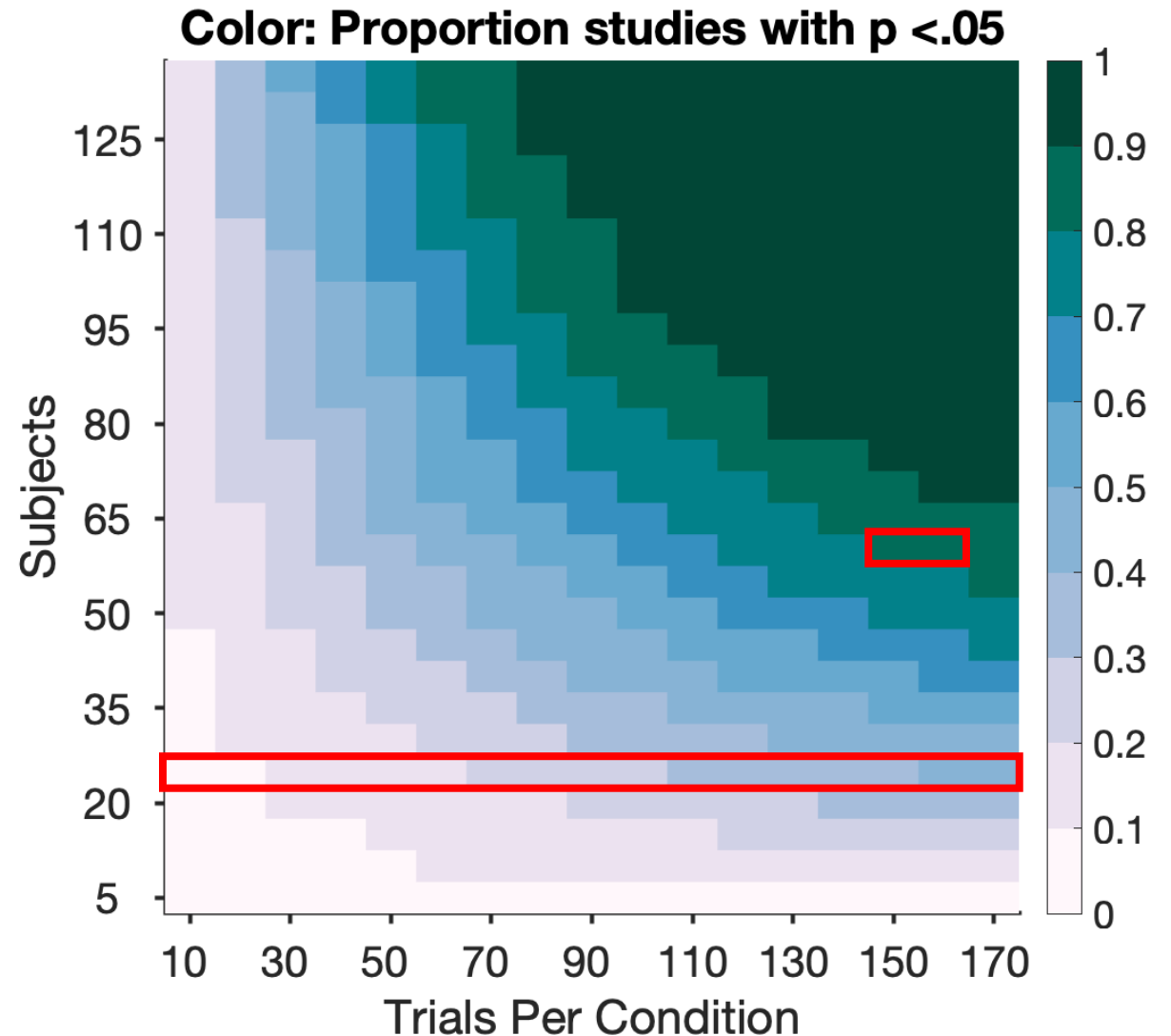
Power to detect set-size differences in CDA

- To detect a 2 vs 4 set-size difference in the CDA:
 - For $n = 25$, about 220 clean trials is needed to achieve 80% power



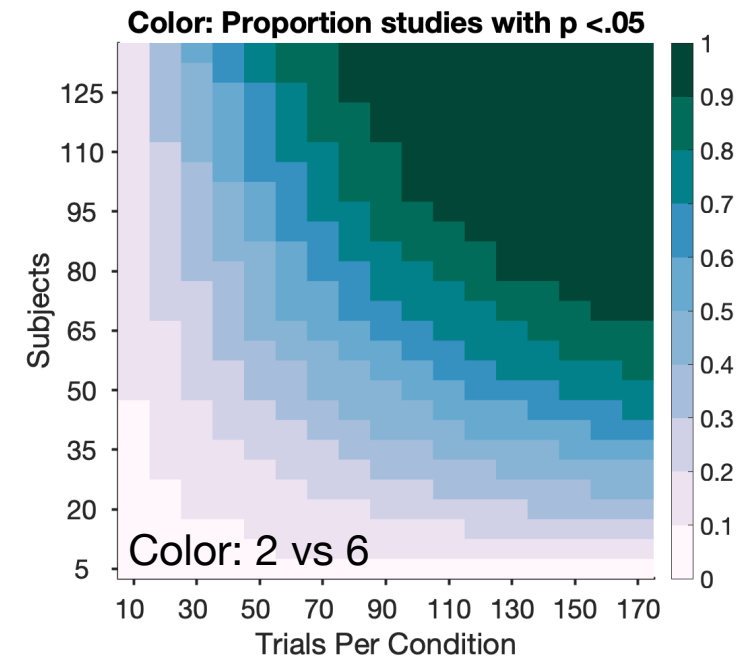
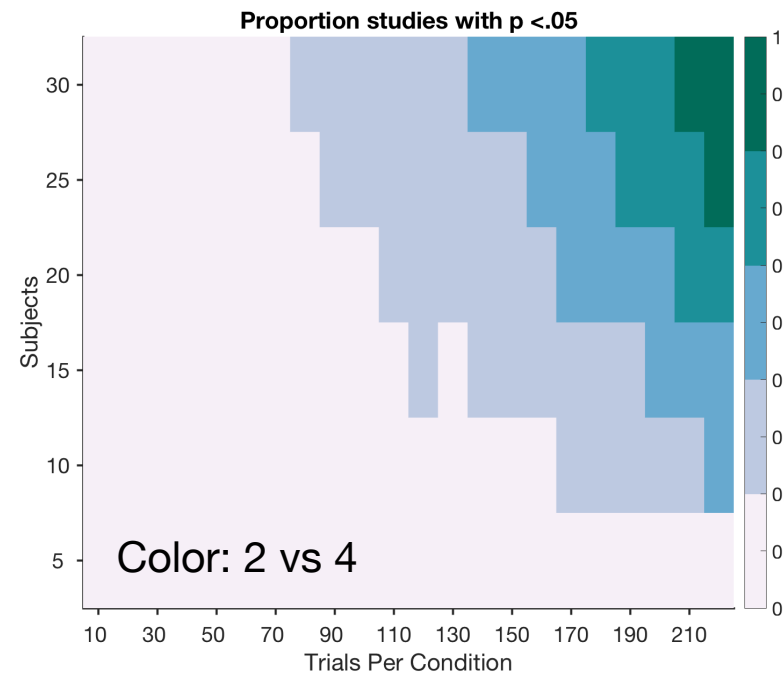
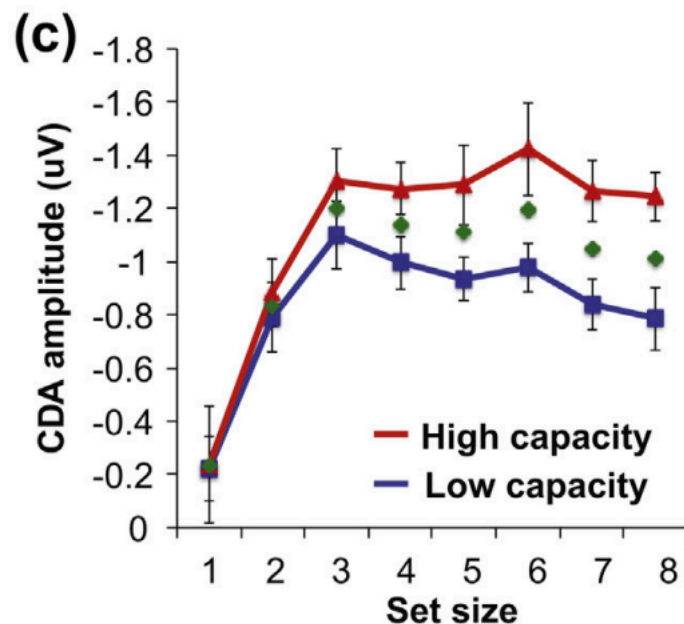
Power to detect set-size differences in CDA

- To detect a 2 vs 6 set-size difference in the CDA:
 - For $n = 25$, 80% power is not achieved with 170 clean trials
 - To achieve 80% power, you might need 60 subjects and 150 clean trials



Power to detect set-size differences in CDA

- Set-size effects between 2 versus 6 appear to be harder to detect compared to 2 versus 4 (smaller effect size)
 - Set size 6 may overload the VWM system and recruit filtering processes
- Suggests experimental designs that target 1 versus 3 instead for example



Limitations

- These analyses are restricted to a maximum of 200 clean trials
 - We have preliminary simulations predicting beyond these limits
- How well these analyses extrapolate relies on the generalizability of these datasets
 - Given these are larger than standard EEG datasets suggests it has more external validity
- Power can be improved with more precise measurement of the CDA (see Luck et al., 2020 for measure of ERP data quality)



Takeaways

- Typical numbers of subjects and trials for contralateral delay activity experiments may be underpowered when detecting set size differences
- The size of the effect is critical when planning numbers of subjects and trials in any experiment
 - Improve your experimental design to increase power
- We hope this subsampling analysis will enable principled estimates of power, ensuring better chances of detecting the effect
 - We have preliminary simulations beyond the number of subjects and trials



Thank you!

- I would love to hear your feedback
 - Twitter: @will_ngiam
 - Email: wngiam@uchicago.edu



UC San Diego

Kirsten Adam



Colin Quirk



Edward Vogel



Edward Awh



Simulations

